

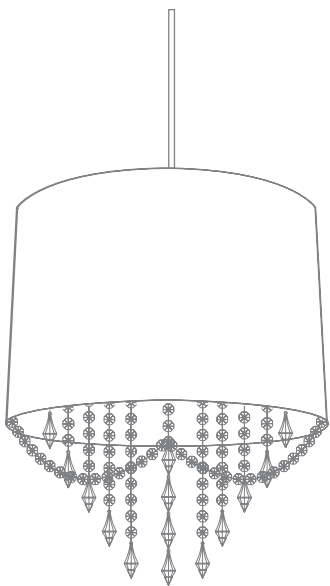





# CRYSTAL BY



ISSUE NO. 2 2013



PRODUCT CATALOGUE

CRYSTAL BY K



62762



58581



62761

BRIGHTON

Item Number	Crystal Color	Body Color-Material	Product (cm)	Max W	Energy Class	IP Class	Class I/II	Exp Ctn(cm)	N.W (kg/pc)	Pcs Ctn	Pc/m3	Pcs/40'
58581	clear	chrome-metal	D48xH47	6xG4 20W	A-E	IP20	Class I	35x35x30	3.5	1	0.037	1497
62761	clear	chrome-metal	D47xH57	12xG4 10W	A-E	IP20	Class I	50x50x55	5	1	0.137	407
62762	clear	antique brass-metal	D47xH57	6xG9 25W	A-E	IP20	Class I	50x50x55	5	1	0.137	407
Note:	knock down packing											



62642



62641

DIANA

Item Number	Crystal Color	Body Color-Material	Product (cm)	Max W	Energy Class	IP Class	Class I/II	Exp Ctn(cm)	N.W (kg/pc)	Pcs Ctn	Pc/m3	Pcs/40'
62641	clear	chrome-metal	D47xH60	10xG4 20W	A-E	IP20	Class I	50x50x36	5	1	0.09	622
62642	clear	antique brass-metal	D47xH60	4xG9 40W	A-E	IP20	Class I	38x34x28	5	1	0.036	1555
Note:	knock down packing											



61941



61942

## FARNHAMN

Item Number	Crystal Color	Body Color-Material	Product (cm)	Max W	Energy Class	IP Class	Class I/II	Exp Ctn(cm)	N.W (kg/pc)	Pcs Ctn	Pc/m3	Pcs/40'
61941	clear	chrome-metal	D46xH51	12xG4 10W	A-E	IP20	Class I	43x26x38	4.265	1	0.042	1317
61942	clear	antique brass-metal	D46xH51	6xG9 25W	A-E	IP20	Class I	43x26x38	4.265	1	0.042	1317
Note:	knock down packing											

CRYSTAL  
BY



60201



60202



60204



60203

TINDRA

Item Number	Crystal Color	Body Color-Material	Product (cm)	Max W	Energy Class	IP Class	Class I/II	Exp Ctn(cm)	N.W (kg/pc)	Pcs Ctn	Pc/m3	Pcs/40'
60201	clear	chrome-metal	D54xH50	12xG4 10W	A-E	IP20	Class I	38x38x46	2.4	1	0.066	843
60202	clear	white-metal	D54xH50	12xG4 10W	A-E	IP20	Class I	38x38x46	2.4	1	0.066	843
60203	clear	black chrome-metal	D54xH50	12xG4 10W	A-E	IP20	Class I	38x38x46	2.4	1	0.066	843
60204	clear	chrome-metal	D54xH50	8xG9 25W	A-E	IP20	Class I	38x38x46	2.4	1	0.066	843
Note:	knock down packing											



61592



61593



61591

DAYSDALE

Item Number	Crystal Color	Body Color-Material	Product (cm)	Max W	Energy Class	IP Class	Class I/II	Exp Ctn(cm)	N.W (kg/pc)	Pcs Ctn	Pc/m3	Pcs/40'
61591	clear	chrome-metal	D59xH52	8xG4 10W	A-E	IP20	Class I	56x36x54	3.2	1	0.109	505
61592	clear	black chrome-metal	D59xH52	8xG4 10W	A-E	IP20	Class I	56x36x54	3.2	1	0.109	505
61593	clear	chrome-metal	D59xH52	8xG9 25W	A-E	IP20	Class I	56x36x54	3.2	1	0.109	505
Note:	knock down packing											



61572



61571

## HILLDALE

Item Number	Crystal Color	Body Color-Material	Product (cm)	Max W	Energy Class	IP Class	Class I/II	Exp Ctn(cm)	N.W (kg/pc)	Pcs Ctn	Pc/m3	Pcs/40'
61571	clear	chrome-metal	D61xH46	12xG4 10W	A-E	IP20	Class I	59x44x21	6	1	0.054	1027
61572	clear	black chrome-metal	D61xH46	8xG9 25W	A-E	IP20	Class I	59x44x21	6	1	0.054	1027
Note:	knock down packing											



60221



60222

KELLY

Item Number	Crystal Color	Body Color-Material	Product (cm)	Max W	Energy Class	IP Class	Class I/II	Exp Ctn(cm)	N.W (kg/pc)	Pcs Ctn	Pc/m3	Pcs/40'
60221	clear	chrome-metal	D50xH40	12xG4 10W	A-E	IP20	Class I	59x44x21	6	1	0.054	1027
60222	clear	chrome-metal	D50xH40	6xG9 25W	A-E	IP20	Class I	59x44x21	6	1	0.054	1027
Note:	knock down packing											



CRYSTAL  
BY



64091

SUTTON

Item Number	Crystal Color	Body Color-Material	Product (cm)	Max W	Energy Class	IP Class	Class I/II	Exp Ctn(cm)	N.W (kg/pc)	Pcs Ctn	Pc/m3	Pcs/40'
64091	clear	chrome-metal	D45xH45	6xG9 25W	A-E	IP20	Class I	48x48x48	2.3	1	0.110	504
Note:	knock down packing											



69092



69093



69091

## LUNA

Item Number	Crystal Color	Body Color-Material	Product (cm)	Max W	Energy Class	IP Class	Class I/II	Exp Ctn(cm)	N.W (kg/pc)	Pcs Ctn	Pc/m3	Pcs/40'
69091	clear	AB-metal	D45xH45	1xE27 60W	A-E	IP20	Class I	61x39x52	1.2	4	0.031	1806
69092	clear	AB-metal	D33xH45	1xE27 60W	A-E	IP20	Class I	61x39x52	1.1	4	0.031	1806
69093	frosted	black chrome-metal	D45xH45	1xE27 60W	A-E	IP20	Class I	61x39x52	1.2	4	0.031	1806
Note:	knock down packing											

CRYSTAL  
BY



65130



61256



61253



61250



61251



61255



61252

JULIA

Item Number	Crystal Color	Body Color-Material	Product (cm)	Max W	Energy Class	IP Class	Class I/II	Exp Ctn(cm)	N.W (kg/pc)	Pcs Ctn	Pc/m3	Pcs/40'
61250	clear	antique brass-metal	D42xH55	5xE14 40W	A-E	IP20	Class I	37x37x55	3.5	2	0.038	1487
61251	clear	black-metal	D42xH55	5xE14 40W	A-E	IP20	Class I	37x37x55	3.5	2	0.038	1487
61252	clear	antique white-metal	D42xH55	5xE14 40W	A-E	IP20	Class I	37x37x55	3.5	2	0.038	1487
61253	clear	polished brass-metal	D42xH55	5xE14 40W	A-E	IP20	Class I	37x37x55	3.5	2	0.038	1487
61255	clear	black chrome-metal	D42xH55	5xE14 40W	A-E	IP20	Class I	37x37x55	3.5	2	0.038	1487
61256	clear	white-metal	D42xH55	5xE14 40W	A-E	IP20	Class I	37x37x55	3.5	2	0.038	1487
65130	clear	brown copper-metal	D42xH55	5xE14 40W	A-E	IP20	Class I	37x37x55	3.5	2	0.038	1487

Note: knock down packing



68121



68129



68128



68122



68126



68127

## BAROCK

Item Number	Crystal Color	Body Color-Material	Product (cm)	Max W	Energy Class	IP Class	Class I/II	Exp Ctn(cm)	N.W (kg/pc)	Pcs Ctn	Pc/m3	Pcs/40'
68121	clear	polished brass-metal	D40xH40	5xE14 40W	A-E	IP20	Class I	71x38x33	3	2	0.044	1258
68122	clear	antique brass-metal	D40xH40	5xE14 40W	A-E	IP20	Class I	71x38x33	3	2	0.044	1258
68126	clear	chrome-metal	D40xH40	5xE14 40W	A-E	IP20	Class I	71x38x33	3	2	0.044	1258
68127	clear	white-metal	D40xH40	5xE14 40W	A-E	IP20	Class I	71x38x33	3	2	0.044	1258
68128	clear	black chrome-metal	D40xH40	5xE14 40W	A-E	IP20	Class I	71x38x33	3	2	0.044	1258
68129	frosted	chrome-metal	D40xH40	5xE14 40W	A-E	IP20	Class I	71x38x33	3	2	0.044	1258

Note: knock down packing



68418



68417



68416



68411



68412



68414

BOLLEN

Item Number	Crystal Color	Body Color-Material	Product (cm)	Max W	Energy Class	IP Class	Class I/II	Exp Ctn(cm)	N.W (kg/pc)	Pcs Ctn	Pc/m3	Pcs/40'
68411	clear	polished brass-metal	D37xH40	3xE14 40W	A-E	IP20	Class I	40x40x40	2.5	1	0.064	875
68412	clear	antique brass-metal	D37xH40	3xE14 40W	A-E	IP20	Class I	40x40x40	2.5	1	0.064	875
68414	frosted	nickel-metal	D37xH40	3xE14 40W	A-E	IP20	Class I	40x40x40	2.5	1	0.064	875
68416	clear	black chrome-metal	D37xH40	3xE14 40W	A-E	IP20	Class I	40x40x40	2.5	1	0.064	875
68417	frosted	chrome-metal	D37xH40	3xE14 40W	A-E	IP20	Class I	40x40x40	2.5	1	0.064	875
68418	clear	white-metal	D37xH40	3xE14 40W	A-E	IP20	Class I	40x40x40	2.5	1	0.064	875
Note:												



64261



64262



64263



64264

HOLM

Item Number	Crystal Color	Body Color-Material	Product (cm)	Max W	Energy Class	IP Class	Class I/II	Exp Ctn(cm)	N.W (kg/pc)	Pcs Ctn	Pc/m3	Pcs/40'
64261	clear	antique brass-metal	D30xH45	1xE27 60W	A-E	IP20	Class I	36x36x32	2.53	2	0.021	2705
64262	clear	black chrome-metal	D30xH45	1xE27 60W	A-E	IP20	Class I	36x36x32	2.53	2	0.021	2705
64263	clear	white-metal	D30xH45	1xE27 60W	A-E	IP20	Class I	36x36x32	2.53	2	0.021	2705
64264	clear	chrome-metal	D30xH45	1xE27 60W	A-E	IP20	Class I	36x36x32	2.53	2	0.021	2705
Note:	knock down packing											



65175



64272



64273



64271



64274

## HAVRO

Item Number	Crystal Color	Body Color-Material	Product (cm)	Max W	IP Class	Class I/II	Exp Ctn (cm)	N.W (kg/pc)	Pcs Ctn	Pc/m3	Pcs/40'
64271	clear	antique brass-metal	D55xH62	3xE14 40W	IP20	Class I	82x41x55	3.12	4	0.037	1513
64272	clear	black chrome-metal	D55xH62	3xE14 40W	IP20	Class I	82x41x55	3.12	4	0.037	1513
64273	clear	white-metal	D55xH62	3xE14 40W	IP20	Class I	82x41x55	3.12	4	0.037	1513
64274	clear	chrome-metal	D55xH62	3xE14 40W	IP20	Class I	82x41x55	3.12	4	0.037	1513
65175	clear	PB-metal	D55xH62	3xE14 40W	IP20	Class I	82x41x55	3.12	4	0.037	1513

Note: knock down packing



68138



77214



27663

EMPIRE M W

Item Number	Crystal Color	Body Color-Material	Product (cm)	Max W	Energy Class	IP Class	Class I/II	Exp Ctn(cm)	N.W (kg/pc)	Pcs Ctn	Pc/m3	Pcs/40'
68138	clear	white-metal	D52xH60	3xE14 40W	A-E	IP20	Class I	82x42x42	3	4	0.036	1555
77214	clear	white-metal	D8xH18	1xE14 40W	A-E	IP20	Class II	39x33x24	0.35	18	0.002	32051
27663	clear	white-metal	D26xH33	1xE14 40W	A-E	IP20	Class II	37x37x36	0.75	6	0.008	6696
Note:	knock down packing											





68131



77212



27661

EMPIRE M

Item Number	Crystal Color	Body Color-Material	Product (cm)	Max W	Energy Class	IP Class	Class I/II	Exp Ctn(cm)	N.W (kg/pc)	Pcs Ctn	Pc/m3	Pcs/40'
68131	clear	PB-metal	D52xH60	3xE14 40W	A-E	IP20	Class I	82x42x42	3	4	0.036	1555
77212	clear	PB-metal	D8xH18	1xE14 40W	A-E	IP20	Class II	39x33x24	0.35	18	0.002	32051
27661	clear	PB-metal	D26xH33	1xE14 40W	A-E	IP20	Class II	37x37x36	0.75	6	0.008	6696
Note:	knock down packing											



68132



77211



27660

EMPIRE M

Item Number	Crystal Color	Body Color-Material	Product (cm)	Max W	Energy Class	IP Class	Class I/II	Exp Ctn(cm)	N.W (kg/pc)	Pcs Ctn	Pc/m3	Pcs/40'
68132	clear	AB-metal	D52xH60	3xE14 40W	A-E	IP20	Class I	82x42x42	3	4	0.036	1555
77211	clear	AB-metal	D8xH18	1xE14 40W	A-E	IP20	Class II	39x33x24	0.35	18	0.002	32051
27660	clear	AB-metal	D26xH33	1xE14 40W	A-E	IP20	Class II	37x37x36	0.75	6	0.008	6696
Note:	knock down packing											



68134



77213



27662

## EMPIRE M

Item Number	Crystal Color	Body Color-Material	Product (cm)	Max W	Energy Class	IP Class	Class I/II	Exp Ctn(cm)	N.W (kg/pc)	Pcs Ctn	Pc/m3	Pcs/40'
68134	frosted	nickel-metal	D52xH60	3xE14 40W	A-E	IP20	Class I	82x42x42	3	4	0.036	1555
77213	frosted	nickel-metal	D8xH18	1xE14 40W	A-E	IP20	Class II	39x33x24	0.35	18	0.002	32051
27662	frosted	nickel-metal	D26xH33	1xE14 40W	A-E	IP20	Class II	37x37x36	0.75	6	0.008	6696
Note:	knock down packing											



68753



68754

EMPIRE NEW1

Item Number	Crystal Color	Body Color-Material	Product (cm)	Max W	Energy Class	IP Class	Class I/II	Exp Ctn(cm)	N.W (kg/pc)	Pcs Ctn	Pc/m3	Pcs/40'
68753	clear	antique brass-metal	D38xH58	3xE14 40W	A-E	IP20	Class I	82x42x42	3	4	0.036	1555
68754	clear	antique brass-metal	D52xH58	3xE14 40W	A-E	IP20	Class I	82x42x42	3	4	0.036	1555
Note:	knock down packing											



68141



68142



68145



68146



68147

## EMPIRE TR

Item Number	Crystal Color	Body Color-Material	Product (cm)	Max W	Energy Class	IP Class	Class I/II	Exp Ctn(cm)	N.W (kg/pc)	Pcs Ctn	Pc/m3	Pcs/40'
68141	clear	polished brass-metal	D52xH60	3xE14 40W	A-E	IP20	Class I	82x42x42	3	4	0.036	1555
68142	clear	antique brass-metal	D52xH60	3xE14 40W	A-E	IP20	Class I	82x42x42	3	4	0.036	1555
68145	clear	black chrome-metal	D52xH60	3xE14 40W	A-E	IP20	Class I	82x42x42	3	4	0.036	1555
68146	frosted	black chrome-metal	D52xH60	3xE14 40W	A-E	IP20	Class I	82x42x42	3	4	0.036	1555
68147	clear	white-metal	D52xH60	3xE14 40W	A-E	IP20	Class I	82x42x42	3	4	0.036	1555

Note: knock down packing



67666



67668



67665

## EMPIRE A

Item Number	Crystal Color	Body Color-Material	Product (cm)	Max W	Energy Class	IP Class	Class I/II	Exp Ctn(cm)	N.W (kg/pc)	Pcs Ctn	Pc/m3	Pcs/40'
67665	frosted	black chrome-metal	D52xH60	3xE14 40W	A-E	IP20	Class I	82x42x42	3	4	0.036	1555
67666	clear	black chrome-metal	D52xH60	3xE14 40W	A-E	IP20	Class I	82x42x42	3	4	0.036	1555
67668	frosted	white-metal	D52xH60	3xE14 40W	A-E	IP20	Class I	82x42x42	3	4	0.036	1555
Note:	knock down packing											

CRYSTAL  
BY



62651

## GNISTRA

Item Number	Crystal Color	Body Color-Material	Product (cm)	Max W	Energy Class	IP Class	Class I/II	Exp Ctn(cm)	N.W (kg/pc)	Pcs Ctn	Pc/m3	Pcs/40'
62651	clear	antique brass-metal	D75xH80	8xE14 40W	A-E	IP20	Class I	70x70x36	6	1	0.176	312

Note: knock down packing



64301



64302

OXFORD

Item Number	Plastic bead Color	Body Color-Material	Product (cm)	Max W	Energy Class	IP Class	Class I/II	Exp Ctn(cm)	N.W (kg/pc)	Pcs Ctn	Pc/m3	Pcs/40'
64301	clear	chrome-metal	D36xH54	1xE27 60W	A-E	IP20	Class II	40x40x46	1.3	4	0.018	3043
64302	clear	antique brass-metal	D36xH54	1xE27 60W	A-E	IP20	Class II	40x40x46	1.3	4	0.018	3043
Note:												





64311



64312

PLYMOUTH

Item Number	Plastic bead Color	Body Color-Material	Product (cm)	Max W	Energy Class	IP Class	Class I/II	Exp Ctn(cm)	N.W (kg/pc)	Pcs Ctn	Pc/m3	Pcs/40'
64311	clear	chrome-metal	D36xH43	1xE27 60W	A-E	IP20	Class II	40x40x46	1.1	4	0.018	3043
64312	clear	antique brass-metal	D36xH43	1xE27 60W	A-E	IP20	Class II	40x40x46	1.1	4	0.018	3043
Note:												



64321



64322

WARWICK

Item Number	Plastic bead Color	Body Color-Material	Product (cm)	Max W	Energy Class	IP Class	Class I/II	Exp Ctn(cm)	N.W (kg/pc)	Pcs Ctn	Pc/m3	Pcs/40'
64321	clear	chrome-metal	D36xH57	1xE27 60W	A-E	IP20	Class II	40x40x46	1.3	4	0.018	3043
64322	clear	antique brass-metal	D36xH57	1xE27 60W	A-E	IP20	Class II	40x40x46	1.3	4	0.018	3043
Note:												

CRYSTAL  
BY



63991

ROCHDALE

Item Number	Plastic bead Color	Body Color-Material	Product (cm)	Max W	Energy Class	IP Class	Class I/II	Exp Ctn(cm)	N.W (kg/pc)	Pcs Ctn	Pc/m3	Pcs/40'
63991	clear/black	chrome-metal	D51xH58	5xE14 40W	A-E	IP20	Class I	50x50x28	4	1	0.07	800
Note:												

CRYSTAL  
BY



62941

DODLEG

Item Number	Crystal Color	Body Color-Material	Product (cm)	Max W	Energy Class	IP Class	Class I/II	Exp Ctn(cm)	N.W (kg/pc)	Pcs Ctn	Pc/m3	Pcs/40'
62941	clear	chrome-metal	L68	4xG9 25W	A-E	IP20	Class I	78x38x34	2	4	0.025	2183
Note:												



64371



64372

ELY

Item Number	Crystal Color	Body Color-Material	Product (cm)	Max W	Energy Class	IP Class	Class I/II	Exp Ctn(cm)	N.W (kg/pc)	Pcs Ctn	Pc/m3	Pcs/40'
64371	clear	chrome-metal	D42	6xG9 25W	A-E	IP20	Class I	44x44x22	2.2	1	0.043	1314
64372	clear	gold-metal	D42	6xG9 25W	A-E	IP20	Class I	44x44x22	2.2	1	0.043	1314
Note:												

CRYSTAL  
BY



60212



60214



60211



60213

ELINA

Item Number	Crystal Color	Body Color-Material	Product (cm)	Max W	Energy Class	IP Class	Class I/II	Exp Ctn(cm)	N.W (kg/pc)	Pcs Ctn	Pc/m3	Pcs/40'
60211	clear	chrome-metal	D63xH35	10xG4 10W	A-E	IP20	Class I	73x36x30	3.4	1	0.079	710
60212	clear	chrome-metal	D63xH35	10xG4 10W	A-E	IP20	Class I	73x36x30	3.4	1	0.079	710
60213	clear	chrome-metal	D63xH35	5xG9 25W	A-E	IP20	Class I	73x36x30	3.4	1	0.079	710
60214	clear	chrome-metal	D63xH35	5xG9 25W	A-E	IP20	Class I	73x36x30	3.4	1	0.079	710
Note:	knock down packing											



62921



58621



62841

## MESSINA

Item Number	Plastic bead Color	Body Color-Material	Product (cm)	Max W	Energy Class	IP Class	Class I/II	Exp Ctn(cm)	N.W (kg/pc)	Pcs Ctn	Pc/m3	Pcs/40'
58621	clear	chrome-metal	D40xH20	3xE14 40W	A-E	IP20	Class I	42x42x46	2.4	2	0.04	1382
62841	clear	chrome-metal	D28xH14	1xE27 60W	A-E	IP20	Class II	32x32x34	1.2	2	0.018	3056
62921	clear	chrome-metal	D40xH20	1xE27 60W	A-E	IP20	Class II	42x42x46	2.4	2	0.04	3056
Note:	knock down packing											



58701



64011

YORK 2

Item Number	Crystal Color	Body Color-Material	Product (cm)	Max W	Energy Class	IP Class	Class I/II	Exp Ctn(cm)	N.W (kg/pc)	Pcs Ctn	Pc/m3	Pcs/40'
58701	clear	chrome-metal	D42xH28	4xG9 25W	A-E	IP20	Class I	44x44x32	1.94	1	0.062	903
64011	clear	chrome-metal	D45	6xG9 25W	A-E	IP20	Class I	47x47x47	2.75	1	0.104	538
Note:												





64331



64332

WILTON

Item Number	Plastic bead Color	Body Color-Material	Product (cm)	Max W	Energy Class	IP Class	Class I/II	Exp Ctn(cm)	N.W (kg/pc)	Pcs Ctn	Pc/m3	Pcs/40'
64331	clear	chrome-metal	D36xH43	1xE27 60W	A-E	IP20	Class II	40x40x46	1	4	0.018	3043
64332	clear	antique brass-metal	D36xH43	1xE27 60W	A-E	IP20	Class II	40x40x46	1	4	0.018	3043
Note:												



58782



58781

WILTON

Item Number	Plastic bead Color	Body Color-Material	Product (cm)	Max W	Energy Class	IP Class	Class I/II	Exp Ctn(cm)	N.W (kg/pc)	Pcs Ctn	Pc/m3	Pcs/40'
58781	clear	chrome-metal	D36xH58	1xE27 60W	A-E	IP20	Class II	40x40x54	1	4	0.022	2545
58782	clear	antique brass-metal	D36xH58	1xE27 60W	A-E	IP20	Class II	40x40x54	1	4	0.022	2545
Note:												



58761



58762



58763

## HAMILTON

Item Number	Plastic bead Color	Body Color-Material	Product (cm)	Max W	Energy Class	IP Class	Class I/II	Exp Ctn(cm)	N.W (kg/pc)	Pcs Ctn	Pc/m3	Pcs/40'
58761	clear	chrome-metal	D36xH16	3xE14 40W	A-E	IP20	Class I	38x38x20	1.6	1	0.029	1931
58762	clear	chrome-metal	D40xH14	3xE14 40W	A-E	IP20	Class I	42x42x18	2.1	1	0.032	1750
58763	clear	chrome-metal	D40xH14	3xE14 40W	A-E	IP20	Class I	42x42x18	2	1	0.032	1750
Note:												

CRYSTAL  
BY



64444

## HAMILTON

Item Number	Plastic beads Color	Body Color-Material	Product (cm)	Max W	Energy Class	IP Class	Class I/II	Exp Ctn (cm)	N.W (kg/pc)	Pcs Ctn	Pc/ m3	Pcs/40'
64444	clear	chrome-metal	D33xH30	1xE27 60W	A-E	IP20	Class II	35x35x32	1.2	1	0.039	1428
Note:												



59023

## HAMILTON

Item Number	Crystal beads Color	Body Color-Material	Product (cm)	Max W	Energy Class	IP Class	Class I/II	Exp Ctn (cm)	N.W (kg/pc)	Pcs Ctn	Pc/ m3	Pcs/40'
59023	clear	chrome-metal	D40xH14	3xE14 40W	A-E	IP20	Class I	42x42x18	2.8	1	0.032	1750
Note:												



58382



58381



58383

GLORIA

Item Number	Crystal Color	Body Color-Material	Product (cm)	Max W	Energy Class	IP Class	Class I/II	Exp Ctn(cm)	N.W (kg/pc)	Pcs Ctn	Pc/m3	Pcs/40'
58381	clear	chrome-metal	D40xH22	6xG4 20W	A-E	IP20	Class I	69x44x44	2.27	4	0.034	1671
58382	clear	chrome-metal	D55xH23	13xG4 10W	A-E	IP20	Class I	58x58x20	4.6	1	0.067	832
58383	clear	chrome-metal	D40xH22	6xG9 25W	A-E	IP20	Class I	69x44x44	2.27	4	0.034	1671
Note:	knock down packing											



58111

MADELEN

Item Number	Crystal Color	Body Color-Material	Product (cm)	Max W	Energy Class	IP Class	Class I/II	Exp Ctn(cm)	N.W (kg/pc)	Pcs Ctn	Pc/m3	Pcs/40'
58111	clear	chrome-metal	D35xH24	3xE14 40W	A-E	IP20	Class I	40x40x30	3	1	0.048	1146
Note:	knock down packing											



57531



57532

CLASSIC

Item Number	Crystal Color	Body Color-Material	Product (cm)	Max W	Energy Class	IP Class	Class I/II	Exp Ctn(cm)	N.W (kg/pc)	Pcs Ctn	Pc/m3	Pcs/40'
57531	clear	PB-metal	D35xH30	3xE14 40W	A-E	IP20	Class I	83x42x44	1.66	4	0.038	1462
57532	clear	AB-metal	D35xH30	3xE14 40W	A-E	IP20	Class I	83x42x44	1.66	4	0.038	1462
Note:												





58734



58731



58735



58736

## STOCKTON

Item Number	Crystal Color	Body Color-Material	Product (cm)	Max W	Energy Class	IP Class	Class I/II	Exp Ctn(cm)	N.W (kg/pc)	Pcs Ctn	Pc/m3	Pcs/40'
58731	clear	chrome-metal	D35	4xG9 40W	A-E	IP20	Class I	80x43x43	2.6	5	0.03	1866
58734	clear	gold-metal	D35	4xG9 40W	A-E	IP20	Class I	80x43x43	2.6	5	0.03	1866
58735	clear	gold-metal	D42	6xG9 40W	A-E	IP20	Class I	80x50x50	3.2	5	0.04	1400
58736	clear	gold-metal	D49	7xG9 40W	A-E	IP20	Class I	80x58x58	3.8	5	0.054	1037
Note:												

CRYSTAL  
BY



[WWW.K-FAB.EU](http://WWW.K-FAB.EU)