
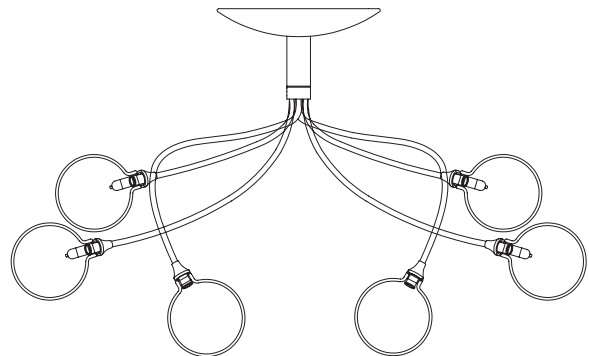
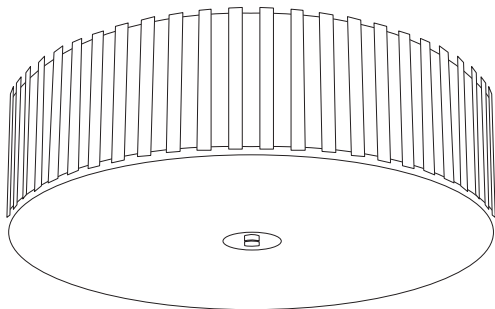
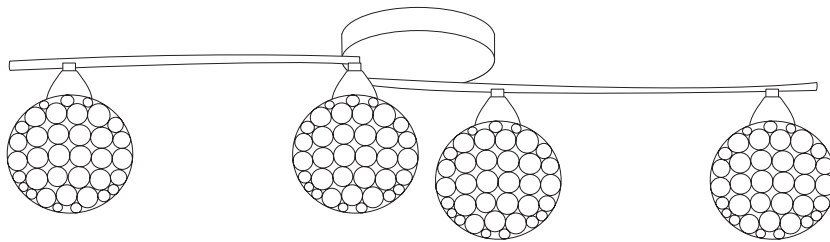



K-FAB

SCANDINAVIA



ISSUE NO. 2 2013



PRODUCT CATALOGUE

CEILING LAMPS



58616



58617

MAMMA MIA

Item Number	Crystal Color	Body Color-Material	Product (cm)	Max W	Energy Class	IP Class	Class I/II	Exp Ctn (cm)	N.W (kg/pc)	Pcs Ctn	Pc/m3	Pcs/40'
58616	clear	white-voile	D40xH20	3xE14 40W	A-E	IP20	Class I	44x44x24	1.4	1	0.046	1184
58617	clear	black-voile	D40xH20	3xE14 40W	A-E	IP20	Class I	44x44x24	1.4	1	0.046	1184
Note:	knock down packing											



57991



57992

MAIA

Item Number	Crystal Color	Body Color-Material	Product (cm)	Max W	Energy Class	IP Class	Class I/II	Exp Ctn (cm)	N.W (kg/pc)	Pcs Ctn	Pc/m3	Pcs/40'
57991	clear	white	D40xH22	3xE14 40W	A-E	IP20	Class I	44x44x24	1.4	1	0.046	1184
57992	clear	black	D40xH22	3xE14 40W	A-E	IP20	Class I	44x44x24	1.4	1	0.046	1184
Note:	knock down packing											



57993



57994

MAIA

Item Number	Crystal Color	Body Color-Material	Product (cm)	Max W	Energy Class	IP Class	Class I/II	Exp Ctn (cm)	N.W (kg/pc)	Pcs Ctn	Pc/m3	Pcs/40'
57993	clear	white-spandex	D38xH20	3xE14 40W	A-E	IP20	Class I	40x40x20	1.2	1	0.032	1719
57994	clear	black-voile	D38xH20	3xE14 40W	A-E	IP20	Class I	40x40x20	1.2	1	0.032	1719
Note:	knock down packing											



58612

MIA

Item Number	Plastic bead Color	Body Color-Material	Product (cm)	Max W	Energy Class	IP Class	Class I/II	Exp Ctn (cm)	N.W (kg/pc)	Pcs Ctn	Pc/m3	Pcs/40'
58612	clear	white-voile	D35xH20	3xE14 40W	A-E	IP20	Class I	37x37x26	2.16	1	0.036	1555
Note:	knock down packing											



58611

MIA

Item Number	Plastic bead Color	Body Color-Material	Product (cm)	Max W	Energy Class	IP Class	Class I/II	Exp Ctn (cm)	N.W (kg/pc)	Pcs Ctn	Pc/m3	Pcs/40'
58611	clear	white-voile	D40xH20	3xE14 40W	A-E	IP20	Class I	42x42x24	1.06	1	0.042	1333
Note:	knock down packing											



58591



58592

AMIENS

Item Number	Shade Color-Material	Body Color-Material	Product (cm)	Max W	Energy Class	IP Class	Class I/II	Exp Ctn (cm)	N.W (kg/pc)	Pcs Ctn	Pc/m3	Pcs/40'
58591	white-glass	chrome-metal	D30	1xE27 60W	A-E	IP20	Class I	36x36x66	1.3	4	0.021	2619
58592	white-glass	chrome-metal	D40	2xE27 60W	A-E	IP20	Class I	46x46x70	1.7	4	0.036	1545
Note:												



58741



58742

GRIMSBY

Item Number	Shade Color-Material	Body Color-Material	Product (cm)	Max W	Energy Class	IP Class	Class I/II	Exp Ctn (cm)	N.W (kg/pc)	Pcs Ctn	Pc/m3	Pcs/40'
58741	clear-glass	white-metal	D35	6xG9 40W	A-E	IP20	Class I	68x42x42	3	4	0.03	1867
58742	clear-glass	white-metal	D45	9xG9 40W	A-E	IP20	Class I	81x51x52	4	5	0.043	1302
Note:	knock down packing											



58602



58601

REIMS

Item Number	Shade Color-Material	Body Color-Material	Product (cm)	Max W	Energy Class	IP Class	Class I/II	Exp Ctn (cm)	N.W (kg/pc)	Pcs Ctn	Pc/m3	Pcs/40'
58601	white-glass	white-metal	D40	2xE27 60W	A-E	IP20	Class I	46x46x70	1.7	4	0.036	1543
58602	white-glass	white-metal	D30	1xE27 60W	A-E	IP20	Class I	36x36x66	1.3	4	0.021	2619
Note:												



58371

JANET

Item Number	Shade Color-Material	Body Color-Material	Product (cm)	Max W	Energy Class	IP Class	Class I/II	Exp Ctn (cm)	N.W (kg/pc)	Pcs Ctn	Pc/m3	Pcs/40'
58371	white-glass	white-metal	D40	2xE27 60W	A-E	IP20	Class I	85x46x47	1.8	5	0.037	1496
Note:												



58361

GOLDIE

Item Number	Shade Color-Material	Body Color-Material	Product (cm)	Max W	Energy Class	IP Class	Class I/II	Exp Ctn (cm)	N.W (kg/pc)	Pcs Ctn	Pc/m3	Pcs/40'
58361	white-glass	white-metal	D40	2xE27 60W	A-E	IP20	Class I	85x46x47	1.8	5	0.037	1496
Note:												



58251



58252

JAPANESE GRASS

Item Number	Shade Color-Material	Body Color-Material	Product (cm)	Max W	Energy Class	IP Class	Class I/II	Exp Ctn (cm)	N.W (kg/pc)	Pcs Ctn	Pc/m3	Pcs/40'
58251	white-glass		D35	3xE14 40W	A-E	IP20	Class I	69x40x40	0.8	6	0.018	3043
58252	white-glass		D42	3xE14 40W	A-E	IP20	Class I	48x47x48	1	4	0.027	2068
Note:	knock down packing											



58791



58792



58793

SCOTT

Item Number	Shade Color-Material	Body Color-Material	Product (cm)	Max W	Energy Class	IP Class	Class I/II	Exp Ctn (cm)	N.W (kg/pc)	Pcs Ctn	Pc/m3	Pcs/40'
58791	white-glass		D30	1xE27 60W	A-E	IP20	Class II	75x36x36	1.2	5	0.019	2870
58792	white-glass		D40	2xE27 60W	A-E	IP20	Class I	81x46x46	1.5	5	0.034	1632
58793	white-glass		D50	3xE27 60W	A-E	IP20	Class I	56x52x56	1.8	3	0.054	1030
Note:												



58801




58802



58803

SCOTT

Item Number	Shade Color-Material	Body Color-Material	Product (cm)	Max W	Energy Class	IP Class	Class I/II	Exp Ctn (cm)	N.W (kg/pc)	Pcs Ctn	Pc/m3	Pcs/40'
58801	white-glass		D30	1xE27 60W	A-E	IP20	Class II	75x36x36	1.2	5	0.019	2870
58802	white-glass		D40	2xE27 60W	A-E	IP20	Class I	81x46x46	1.5	5	0.034	1632
58803	white-glass		D50	3xE27 60W	A-E	IP20	Class I	56x52x56	1.8	3	0.054	1030
Note:												



57743



57746



57747



58201



58202




57748

HEIDI 1

Item Number	Shade Color-Material	Body Color-Material	Product (cm)	Max W	Energy Class	IP Class	Class I/II	Exp Ctn (cm)	N.W (kg/pc)	Pcs Ctn	Pc/m3	Pcs/40'
57743	red-fabric		D40xH14	3xE14 40W	A-E	IP20	Class II	43x43x73	1.2	4	0.034	1647
57746	brown-fabric		D40xH14	3xE14 40W	A-E	IP20	Class II	43x43x73	1.2	4	0.034	1647
57747	white-fabric		D40xH14	3xE14 40W	A-E	IP20	Class II	43x43x73	1.2	4	0.034	1647
57748	grey-fabric		D40xH14	3xE14 40W	A-E	IP20	Class II	43x43x73	1.2	4	0.034	1647
58201	white-fabric		D50xH17	3xE14 40W	A-E	IP20	Class II	53x53x77	1.4	4	0.054	1037
58202	grey-fabric		D50xH17	3xE14 40W	A-E	IP20	Class II	53x53x77	1.4	4	0.054	1037

Note: knock down packing, with glass sheet



K-FAB
SCANDINAVIA



58552



58551

HOUSTON

Item Number	Shade Color-Material	Body Color-Material	Product (cm)	Max W	Energy Class	IP Class	Class I/II	Exp Ctn (cm)	N.W (kg/pc)	Pcs Ctn	Pc/m3	Pcs/40'
58551	clear-glass	chrome-metal	D112	10xG4 10W	A-E	IP20	Class I	110x44x22	2.4	1	0.106	517
58552	clear-glass	chrome-metal	D68	8xG4 10W	A-E	IP20	Class I	55x55x65	1.6	4	0.049	1119
Note:												



K-FAB
SCANDINAVIA



58261

HALEY

Item Number	Shade Color-Material	Body Color-Material	Product (cm)	Max W	Energy Class	IP Class	Class I/II	Exp Ctn (cm)	N.W (kg/pc)	Pcs Ctn	Pc/m3	Pcs/40'
58261	clear-glass	chrome-metal	D56xH30	6xG4 10W	A-E	IP20	Class I	87x44x34	1.1	2	0.065	845
Note:												



58263

HALEY

Item Number	Shade Color-Material	Body Color-Material	Product (cm)	Max W	Energy Class	IP Class	Class I/II	Exp Ctn (cm)	N.W (kg/pc)	Pcs Ctn	Pc/m3	Pcs/40'
58263	clear-glass	chrome-metal	D50xH28	5xG9 10W	A-E	IP20	Class I	42x42x31	0.77	2	0.027	1024
Note:												



62531



58541

DUDLEY

Item Number	Shade Color-Material	Body Color-Material	Product (cm)	Max W	Energy Class	IP Class	Class I/II	Exp Ctn (cm)	N.W (kg/pc)	Pcs Ctn	Pc/m3	Pcs/40'
62531	clear-crystal	chrome-metal	D25xH93	3xE14 25W	A-E	IP20	Class I	35x35x58	1.4	4	0.018	3096
58541	clear-crystal	chrome-metal	D88xH12	4xE14 25W	A-E	IP20	Class I	90x35x30	1.2	4	0.024	2328
Note:												

